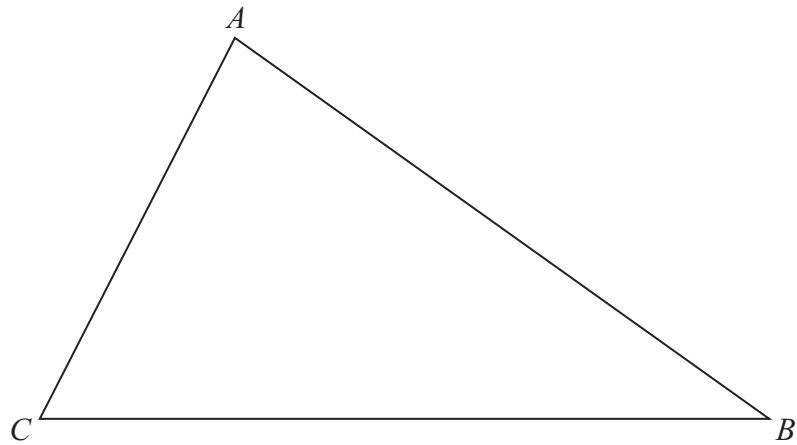


Loci and Construction

17 Here is a triangle ABC .



The region **R** consists of all points inside the triangle that are

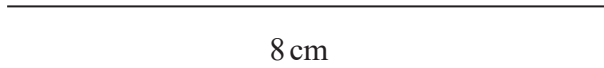
less than 4 cm from A
and closer to C than to B .

On the diagram show, by shading, the region **R**.

(Total for Question 17 is 3 marks)

June 2020 Paper 3

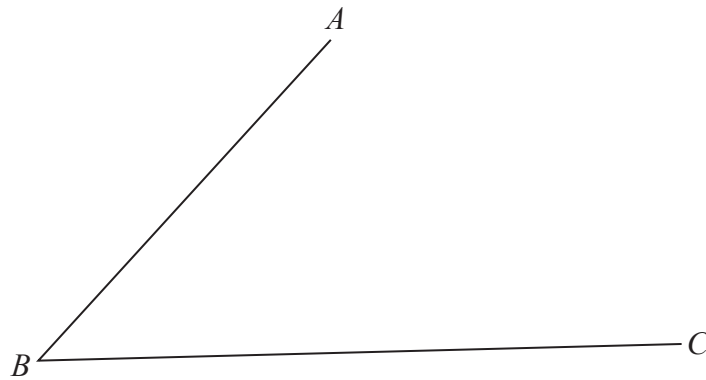
- 17 Draw accurately an isosceles triangle with sides of length 8 cm, 6 cm and 6 cm.
One side of the triangle has been drawn for you.



(Total for Question 17 is 2 marks)

November 2024 Paper 3


- 19 Use ruler and compasses to construct the bisector of angle ABC .
You must show your construction lines.



(Total for Question 19 is 2 marks)

November 2023 Paper 1

- 22** The point P lies on the line AB .
Use ruler and compasses to construct an angle of 90° at P .
You must show all your construction lines.



(Total for Question 22 is 2 marks)