

# Quadratic Graphs

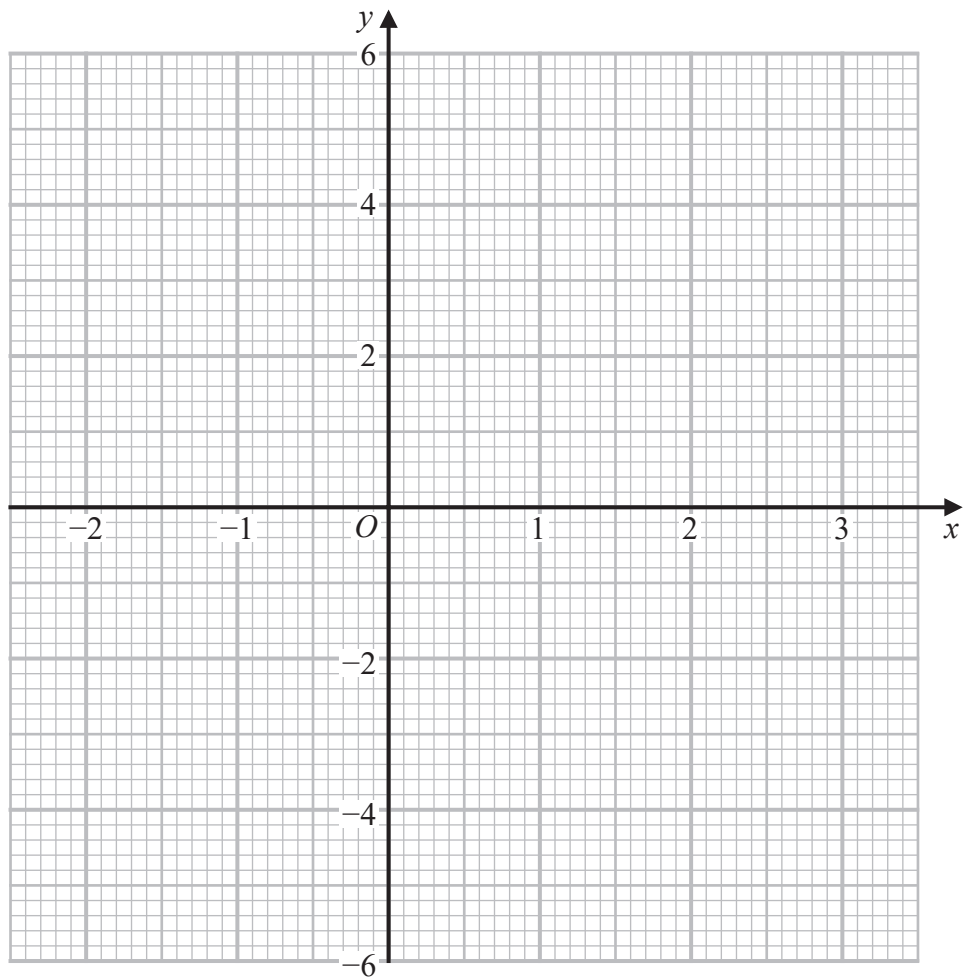
November 2023 Paper 2

20 (a) Complete the table of values for  $y = x^2 - x - 2$

$x$	-2	-1	0	1	2	3
$y$	4			-2		

(2)

(b) On the grid, draw the graph of  $y = x^2 - x - 2$  for values of  $x$  from -2 to 3



(2)

(Total for Question 20 is 4 marks)

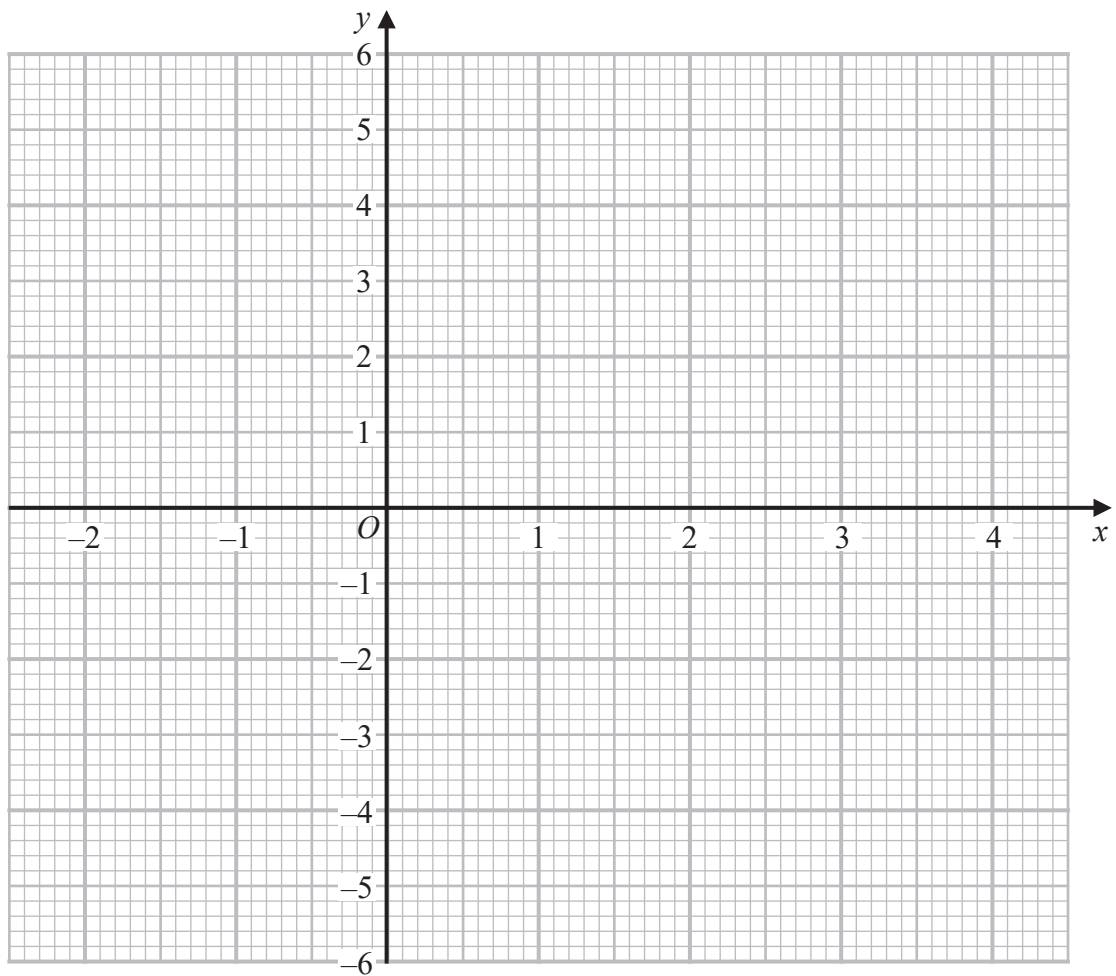
November 2024 Paper 2

24 (a) Complete the table of values for  $y = x^2 - 2x - 3$

$x$	-2	-1	0	1	2	3	4
$y$		0			-3		

(2)

(b) On the grid, draw the graph of  $y = x^2 - 2x - 3$  for values of  $x$  from -2 to 4



(2)

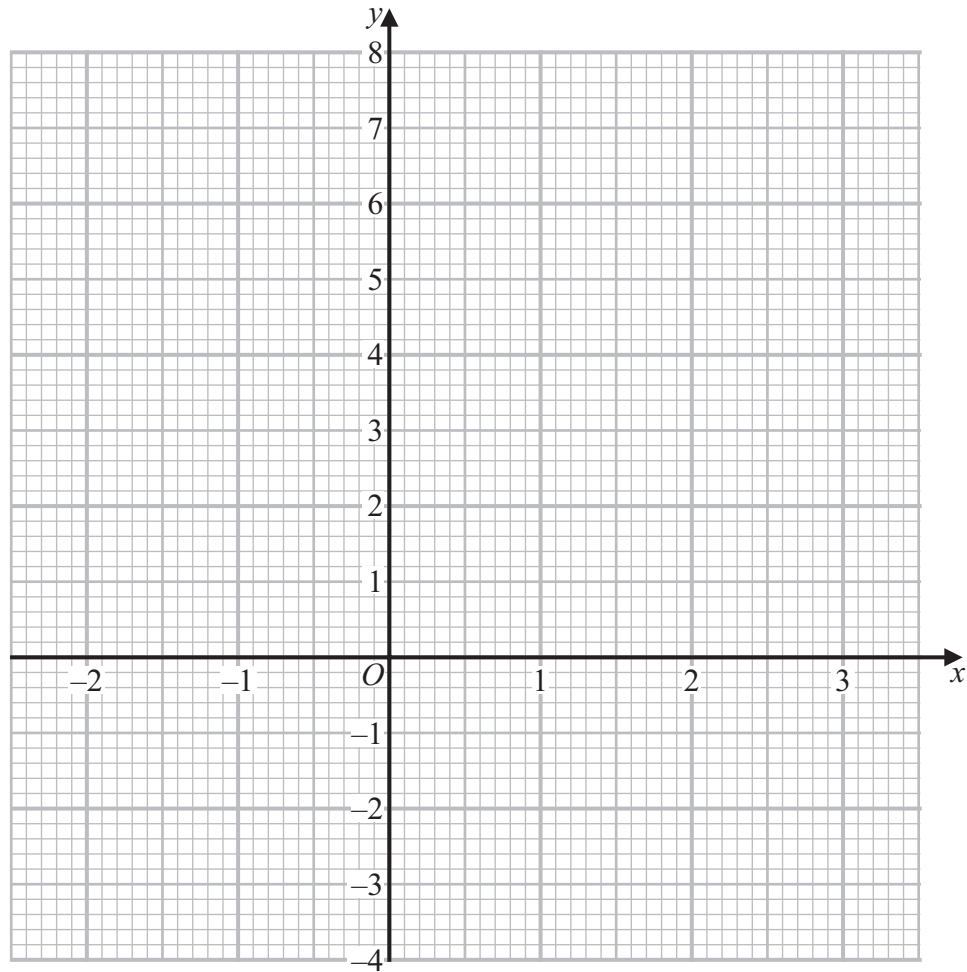
(Total for Question 24 is 4 marks)

24 (a) Complete the table of values for  $y = x^2 - x$

$x$	-2	-1	0	1	2	3
$y$	6		0		2	

(2)

(b) On the grid, draw the graph of  $y = x^2 - x$  for values of  $x$  from -2 to 3



(2)

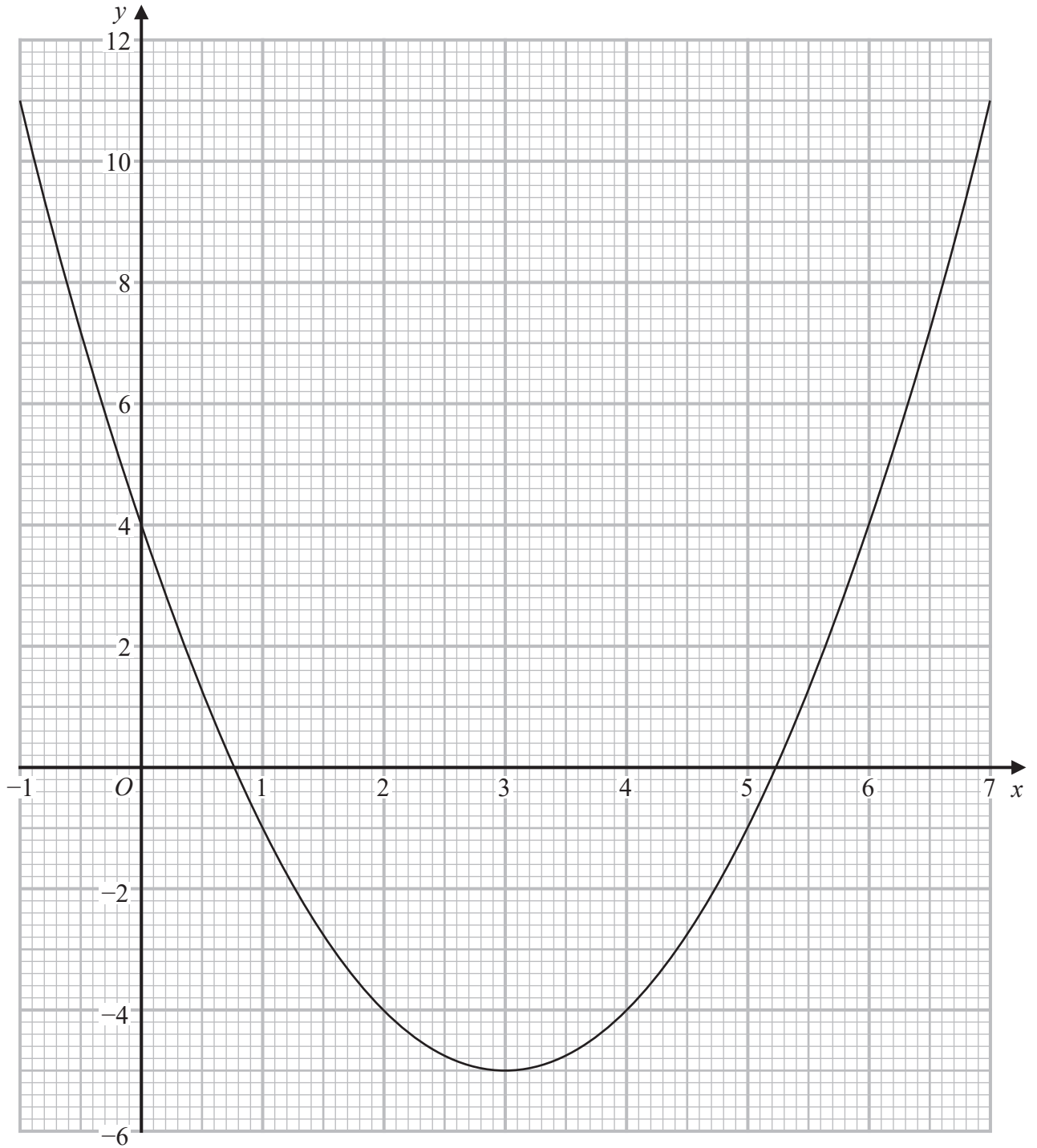
(c) Use your graph to find estimates for the solutions of the equation  $x^2 - x = 4$

(2)

(Total for Question 24 is 6 marks)

November 2022 Paper 2

24 Here is the graph of  $y = x^2 - 6x + 4$



(a) Write down the  $y$  intercept of the graph of  $y = x^2 - 6x + 4$

.....  
(1)

(b) Write down the coordinates of the turning point of the graph of  $y = x^2 - 6x + 4$

( ..... , ..... )  
(1)

(c) Use the graph to find estimates for the roots of  $x^2 - 6x + 4 = 0$

.....  
(2)

---

**(Total for Question 24 is 4 marks)**

November 2021 Paper 2

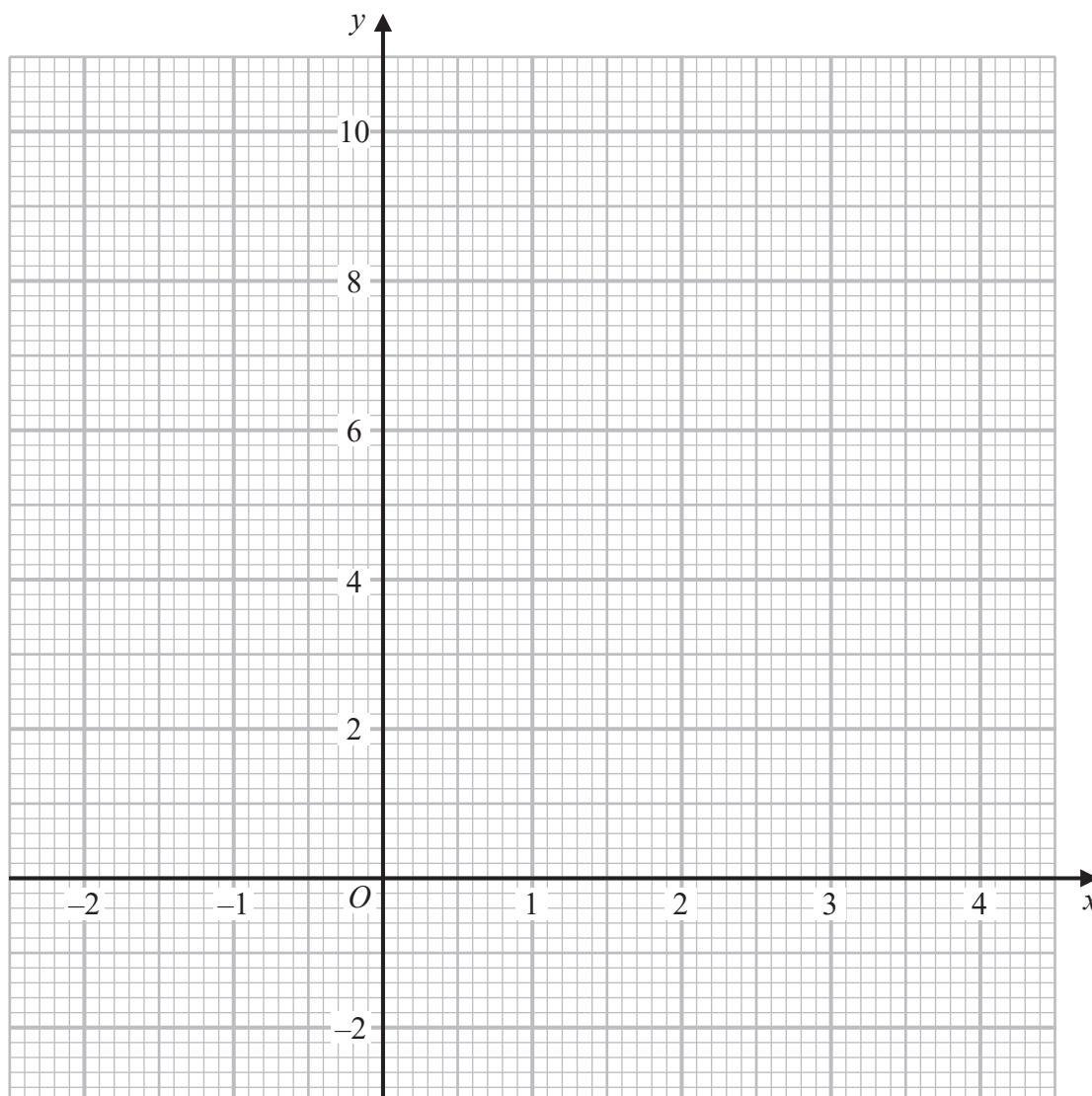
24 (a) Complete the table of values for  $y = x^2 - 2x + 2$

$x$	-2	-1	0	1	2	3	4
$y$	10		2			5	

(2)

(b) On the grid, draw the graph of  $y = x^2 - 2x + 2$  for values of  $x$  from -2 to 4

(2)

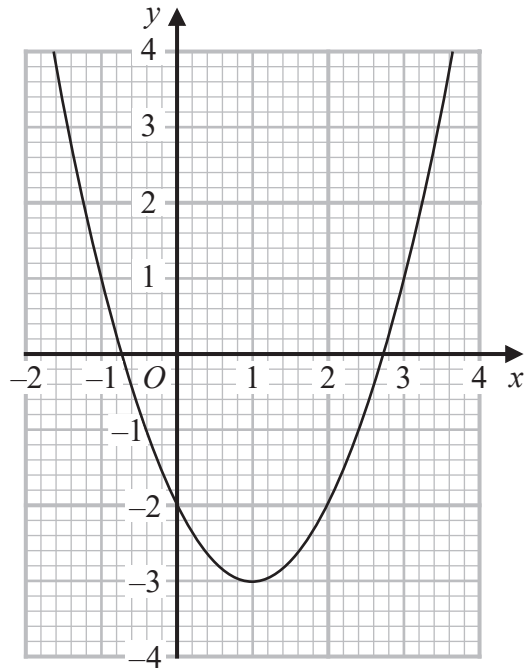


(c) Use your graph to find estimates of the solutions of the equation  $x^2 - 2x + 2 = 4$

(2)

(Total for Question 24 is 6 marks)

26 Here is the graph of  $y = x^2 - 2x - 2$



(a) Write down the coordinates of the turning point on the graph of  $y = x^2 - 2x - 2$

(....., .....)  
(1)

(b) Write down an estimate for one of the roots of  $x^2 - 2x - 2 = 0$

.....  
(1)

**(Total for Question 26 is 2 marks)**

---

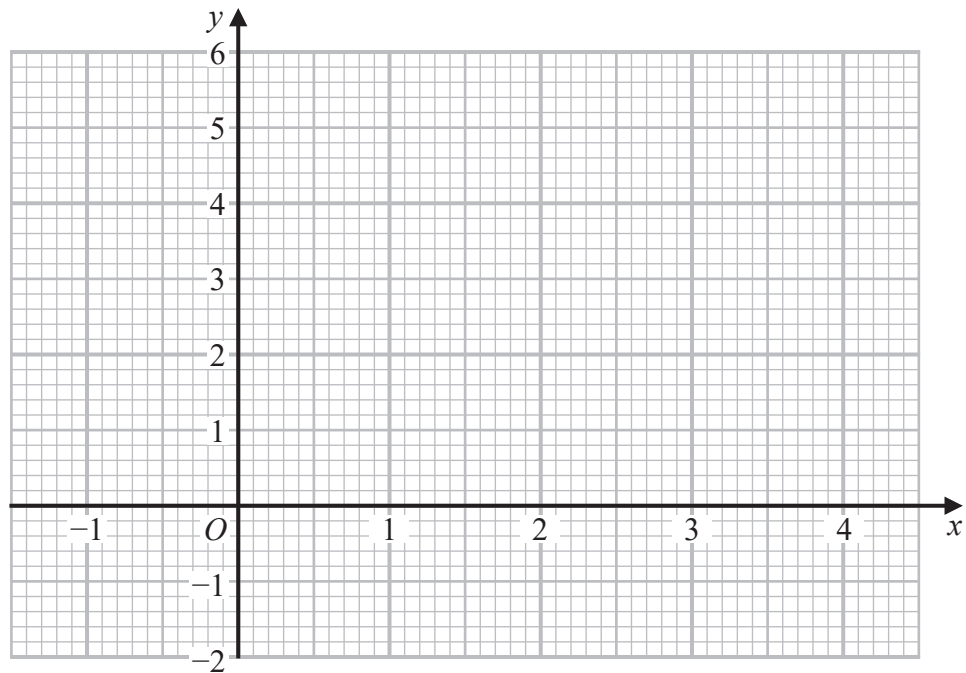
June 2022 Paper 1

28 (a) Complete the table of values for  $y = x^2 - 3x + 1$

$x$	-1	0	1	2	3	4
$y$		1	-1			

(2)

(b) On the grid, draw the graph of  $y = x^2 - 3x + 1$  for values of  $x$  from -1 to 4



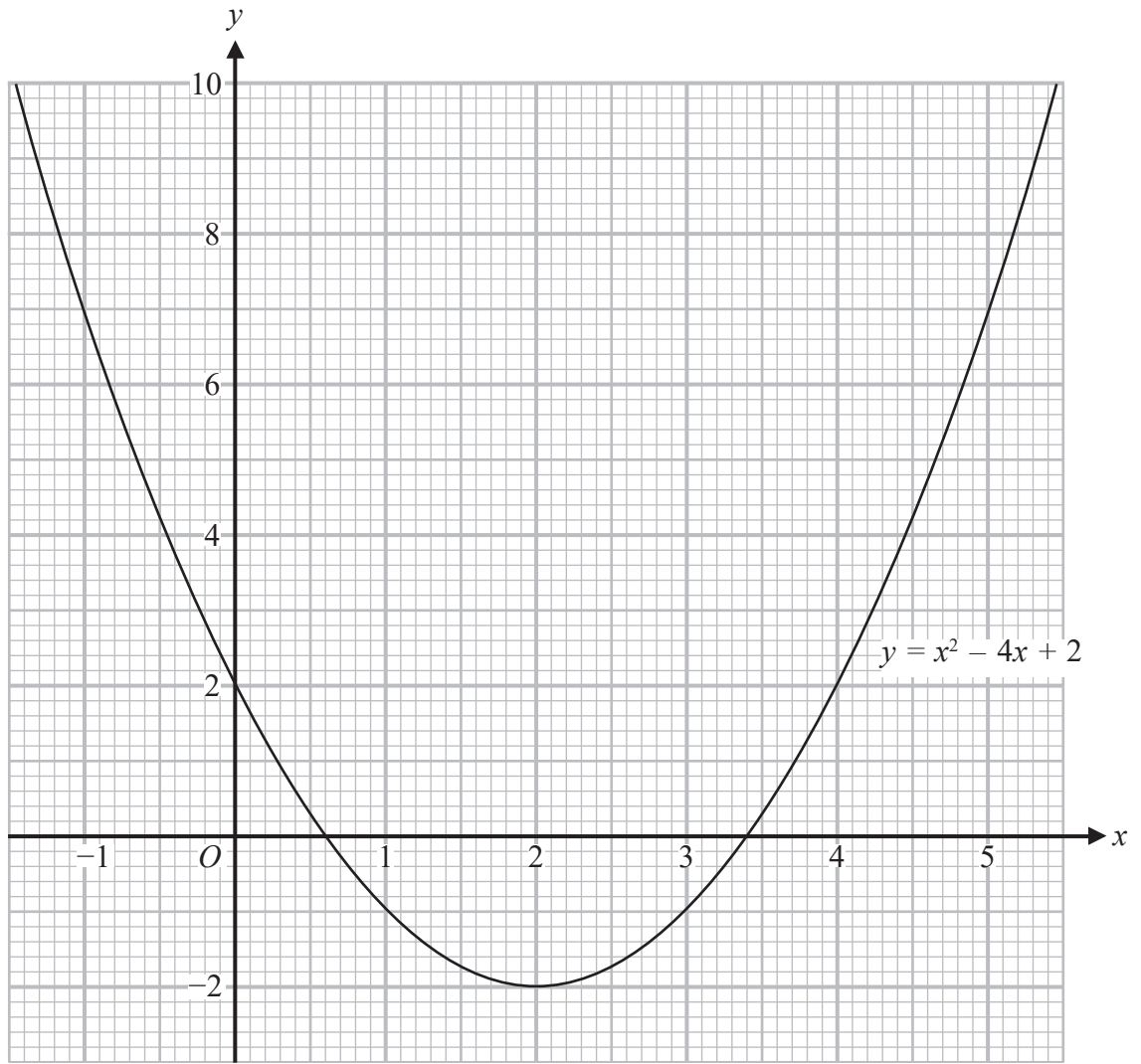
(2)

(c) Using your graph, find estimates for the solutions of the equation  $x^2 - 3x + 1 = 0$

.....  
(2)

**(Total for Question 28 is 6 marks)**

---



(b) Use this graph to find estimates for the solutions of the quadratic equation  $x^2 - 4x + 2 = 0$

.....  
(2)